




Proven Watertight Deck & Roof Solutions



PERFORMANCE

MEETS CGSB & ASTM
ROOFING STANDARDS

PROTECTION

CONSTRUCTED FOR
FIRE RESISTANCE

PROOF

40 YEARS OF
ROOFING HISTORY

PARTNERSHIP




SKYLINE™

1.866.461.3914
www.dec-tec.com



DecTec® PRODUCT PROFILE



THE PRODUCT ADVANTAGE

CoolStep - the first Cool Roof Rating Council Listed walkable, reflective membrane in the industry! DecTec brings single-ply Cool Roof Principles and Technology to flat roof pedestrian areas.

Unlike liquid applied coatings, DecTec membranes won't crack, peel, or wear away and can be easily installed in a single day providing little to no disruption to the construction schedule, or tenants. And the name says it all: CoolStep stays cool to walk on in bare feet, even in extremely high summer temperatures!

Protect your building and extend the life of other building components by eliminating moisture intrusion and reduce energy cooling costs, all in an attractive, easy, and cost efficient installation that will withstand even the harshest weather conditions... summer or winter!

Specify CoolStep...Waterproofing has never been so Cool!

For additional information or MSDS sheets, please contact Skyline, toll-free at 1-866-461-3914 or www.dec-tec.com.

DecTec® is the wholly owned registered trademark of Skyline Building Systems Inc., used under license.



PRODUCT NAME:

 **COOLSTEP™**

FEATURES:

- CRRC Listed
- 20 Year Limited Warranty
- 80 mil total thickness
- Cool Underfoot even at high Temperatures
- Ideal for Balconies & Rooftop Decks
- Spreadcoat construction cannot delaminate
- Thermal Emittance: 0.87
- Solar Reflectance: 0.71
- Meets ASTM 4434-06 / CGSB 37.54 (current)
- UV Stabilized
- Anti Microbial
- Excellent vinyl to vinyl "weldability"
- Internal Polyester reinforcement
- System components include Pre-Formed Flashings, Coated Metals and Drains.



PACKAGING:

- Single Rolls at 76" x 100' , Cut to Size, Master Rolls at 76" x 600'

MAINTENANCE:

- Periodic washing and removal of leaves and debris as necessary

NOTES:

This document is not an installation guideline. Applicators must fully read, or view our Installation Procedures, and have full understanding, prior to using or installing any of our products. Skyline will not be responsible for improper use or installation of our products.



DecTec[®] PRODUCT PROFILE




THE PRODUCT ADVANTAGE

DecTec "Select" is a high quality Roofing membrane designed to accept foot traffic. Select meets North American Building Code Standards for PVC Single-Ply Roofing Membrane and ICC criteria for Walking Decks.

A Professional grade membrane demands Professional grade components, and DecTec is up to the task with our pre-formed flashings and system components.

When your deck is an integral part of your Building Envelope, there really is only one walkable roof membrane to "Select"!



For additional information or MSDS sheets, please contact Skyline, toll-free at 1-866-461-3914 or www.dec-tec.com.

DecTec[®] is the wholly owned registered trademark of Skyline Building Systems Inc., used under license.

PRODUCT NAME:

SELECT 

SELECT₈₀ 

FEATURES:

- Spreadcoat construction cannot delaminate
- Available in 60 mil & 80 mil thicknesses
- Internal Polyester reinforcement
- Excellent vinyl to vinyl "weldability"
- Meets or exceeds CGSB-37.54 (current) & ASTM D4434-06
- Select 60 mil Meets ICC (ESR-2413) criteria for Walking Deck Membranes
- UV Stabilized
- Anti-Microbial
- 10 Year Warranty on 60 mil
- 20 Year Warranty on 80 mil



PACKAGING:

- Single Rolls at 76" x 100' , Cut to Size, Master Rolls at 76" x 600'

MAINTENANCE:


- Virtually none - periodic washing and removal of leaves and debris as necessary

NOTES:

This document is not an installation guideline. Applicators must fully read, or view our Installation Procedures, and have full understanding, prior to using or installing any of our products. Skyline will not be responsible for improper use or installation of our products.




DecTec® **PRODUCT PROFILE**



THE PRODUCT ADVANTAGE

DecTec “Guardian” is a high quality, heat-weldable waterproof membrane with a textured surface, designed to accept foot traffic. Guardian’s internal fibreglass reinforcement means unparalleled dimensional stability, (lays perfectly flat when unrolled), excellent fire properties, and the ability to create practically any flashing required right on site - no other membrane has this ability! Our unique spreadcoat construction fully encapsulates the reinforcement making it impossible to delaminate - and able to withstand multiple freeze/thaw cycles through the harshest weather conditions. For your balcony waterproofing requirements, specify Guardian.



For additional information or MSDS sheets, please contact Skyline, toll-free at 1-866-461-3914 or www.dec-tec.com.

DecTec® is the wholly owned registered trademark of Skyline Building Systems Inc., used under license.

PRODUCT NAME:



FEATURES:

- Spreadcoat construction cannot delaminate
- Will not shrink
- Internal Fibreglass reinforcement
- Excellent vinyl to vinyl “weldability”
- Membrane flashings can be created in the field
- Excellent Fire Properties
- Meets ULC-S107 / UL790
- UV Stabilized
- Anti-Microbial
- 10 Year Warranty available

PACKAGING:

- Single Rolls at 76" x 100', Cut to Size, Master Rolls at 76" x 600'

MAINTENANCE:

- Virtually none - periodic washing and removal of leaves and debris as necessary

NOTES:

This document is not an installation guideline. Applicators must fully read, or view our Installation Procedures, and have full understanding, prior to using or installing any of our products. Skyline will not be responsible for improper use or installation of our products.



DecTec® **PRODUCT PROFILE**



THE PRODUCT ADVANTAGE

DecTec WBA 100 is a high strength adhesive that offers excellent field workability, and is compatible with all DecTec membranes.

WBA 100 adhesive is applied using a 1/16" x 3/32" V-notched trowel to porous substrates.

Membrane is placed into fresh wet adhesive resulting in faster installation times and higher production.

For additional information or MSDS sheets, please contact Skyline, toll-free at 1-866-461-3914 or www.dec-tec.com.

PRODUCT NAME: **DecTEC WBA 100**

FEATURES:

- Water base latex adhesive offers outstanding grab characteristics with good workability.
- For use with DecTec membrane over plywood substrates
- Low VOC

PACKAGING:

- 2.63 US gallons / 10 litres

TECHNICAL NOTES:

- Application Temperature:
Minimum 50° F / 10° C
- Weight: 30 lbs / 13.2 kg per pail
- Coverage: 300-390 sq. ft. per pail
- Shelf Life: 12 months
- Adhesive subjected to freezing must be discarded

NOTES:

This document is not an installation guideline. Applicators must fully read, or view our Installation Procedures, and have full understanding, prior to using or installing any of our products. Skyline will not be responsible for improper use or installation of our products.



DecTec® **PRODUCT PROFILE**



PRODUCT NAME: **DecTec SBA 100**

FEATURES:

- Solvent base glue offers outstanding grab characteristics on flats and verticals.
- Able to use in colder temperature installations
- Works on differing substrates with same performance

PACKAGING:

- 5 US gallons / 18.9 litres
- Case: (2) x 1 US gallon / (2) x 3.78 litres

TECHNICAL NOTES:

- Application Temperature:
34° F - 104° F (1° C - 40° C)
- Weight: 50 lbs / 21.6 kg per 5 US gallon Pail
17 lbs / 7.75 kg per Case/(2) 1 US gallon Pail
- Coverage: 50-60 sq. ft. per gallon
- Shelf Life: 12 months
- Adhesive subjected to freezing must be discarded

NOTES:

This document is not an installation guideline. Applicators must fully read, or view our Installation Procedures, and have full understanding, prior to using or installing any of our products. Skyline will not be responsible for improper use or installation of our products.

THE PRODUCT ADVANTAGE

DecTec SBA 100 offers a high quality adhesive with amazing grab qualities. Whether on a flat or vertical surface, the SBA 100 will adhere any of DecTec's quality membranes, and preformed PVC accessories, easily and effectively. DecTec SBA 100 also works well on clean metals and flashings.

For additional information or MSDS sheets, please contact Skyline, toll-free at 1-866-461-3914 or www.dec-tec.com.



DecTec[®] PRODUCT PROFILE



THE PRODUCT ADVANTAGE

DecPatchII offers the best in filler capabilities combined with on site workability and ease of mixing. Use DecPatchII to fill plywood joints and imperfections in the substrate such as voids and knots. The patch is a strong, cementitious material which once sanded, results in a smooth substrate contributing to a beautiful finished appearance.

For additional information or MSDS sheets, please contact Skyline, toll-free at 1-866-461-3914 or www.dec-tec.com.

PRODUCT NAME: DecPatch II

FEATURES:

- Grey odorless powder
- Easy on site preparation with water
- Bags make transportation easy and clean
- Compatible with all DecTec membranes and adhesives

PACKAGING:

- 10 lb / 4.5 kg pail

TECHNICAL NOTES:


- Application Temperature: 50 °F - 100 °F (10 °C - 38 °C)
- Application Thickness: Skim coat to 1/2" (12mm)
- Apply only over completed dry substrates
- Working Time: 15 minutes
- Allow 12 hours to cure

NOTES:

This document is not an installation guideline. Applicators must fully read, or view our Installation Procedures, and have full understanding, prior to using or installing any of our products. Skyline will not be responsible for improper use or installation of our products.



DecTec[®] PRODUCT PROFILE



THE PRODUCT ADVANTAGE

Termination has always been a difficult detail in the decking business...until now.

DecClad metal offers the easiest and most efficient way to terminate membrane details. The metal is fastened to the edge of the deck and the membrane is heat welded to it to ensure waterproofing and great aesthetic finish. There is now no need to wrap the membrane over the face of the deck and risk weakness and water penetration where other systems need to be mechanically fastened.

For additional information or MSDS sheets, please contact Skyline, toll-free at 1-866-461-3914 or www.dec-tec.com.

PRODUCT NAME: DecClad Metal

FEATURES:

- 24 gauge G90 galvanized
- PVC coated metal makes welded terminations easy and watertight
- Color matched to our membranes
- Cut and fit on site

PACKAGING:

- Two standard profiles; drip and reverse kick
- All lengths are 8'
- Flat stock sheets in colored material 3' x 8' size (white is 4' x 8')
- Custom profiles available

NOTES:

This document is not an installation guideline. Applicators must fully read, or view our Installation Procedures, and have full understanding, prior to using or installing any of our products. Skyline will not be responsible for improper use or installation of our products.



DecTec[®] PRODUCT PROFILE

OUTSIDE CORNER



ROUND OFF CORNERS ON ALL APPLICATIONS FOR BETTER APPEARANCE



CUT UNIT TO CREATE CORNER



CUT UNIT PLACED



* COLOR "BRICK" SHOWN

POST WRAP DETAIL



PRIOR TO INSTALL



SINGLE UNIT PLACED



SECOND UNIT PLACED

DOOR SILL DETAIL



PRIOR TO INSTALL



CUT UNIT IN 1/2 TO MAKE 2



PLACE ONE PER SILL CORNER

THE PRODUCT ADVANTAGE

Our pre-manufactured membrane flashings simplify installation for any contractor. The unique design of our 6" wrap allows the installer, using either a single or pair of units, to provide a variety of flashing solutions. One of our 6" units can be cut to create an outside corner, or two door sill corners. Use 2 units to fully wrap or "boot" a 6" wood post or column. The convenient 4" wrap size is to be used for 4" wood post and column applications only.

Tight working areas now pose less of a problem and there is no need to worry about leaks at critical points. Made with our reinforced membranes, these strong, color-matched, flashings are no flimsy quick fix. Get the job done quicker and be confident that your details are watertight!

For additional information or MSDS sheets, please contact Skyline, toll-free at 1-866-461-3914 or www.dec-tec.com.

DecTec[®] is the wholly owned registered trademark of Skyline Building Systems Inc., used under license.

PRODUCT NAME: DecFLASH OUTSIDE CORNER POST BOOT (2 SIZES) DOOR SILL CORNER

FEATURES:

- Faster Installation
- Helps ensure watertight details
- Eliminates producing flashings on-site
- Reduces potential for leaks at critical points
- Matching colors to DecTec membranes

PACKAGING:

- Post Wraps: 4" & 6" (Fits Dimensional Lumber): 6 pieces per Box.
- Outside Corners: (CoolStep Only) 4 pieces per Box.

* The 6" wrap is to be used for all flashings other than where a 4" post boot is required.

NOTES:

This document is not an installation guideline. Applicators must fully read, or view our Installation Procedures, and have full understanding, prior to using or installing any of our products. Skyline will not be responsible for improper use or installation of our products.



DecTec[®] PRODUCT PROFILE



THE PRODUCT ADVANTAGE

These one piece, pre-formed PVC DecCorners ensure watertight protection at critical leak points on any installation. Contractors and Specifiers alike can be confident of their details without compromising the integrity of the building envelope. No matter what is around your corner - we have you covered.

For additional information or MSDS sheets, please contact Skyline, toll-free at 1-866-461-3914 or www.dec-tec.com.



PRODUCT NAME: DecCorner

FEATURES:

- Fits deck/wall intersects as well as outside and inside corners
- Membrane easily heat welds to the corner material
- Available in white only

PACKAGING:

- Case of 20

NOTES:

This document is not an installation guideline. Applicators must fully read, or view our Installation Procedures, and have full understanding, prior to using or installing any of our products. Skyline will not be responsible for improper use or installation of our products.



DecTec[®] PRODUCT PROFILE



THE PRODUCT ADVANTAGE

First rate quality is called for when laying and welding DecTec membranes. After all, small errors can have expensive repercussions. That is why professionals rely on our comprehensive Installers Tool Kit to provide them with the precise and durable tools they need for DecTec membrane installation. The toolkit comes complete with all the items listed, and is shipped in a durable, convenient toolbox for organized storage. The Installation Tool Kit can also be ordered without the BAK Welder.

For additional information or MSDS sheets, please contact Skyline,
Toll Free at 1-866-461-3914 or www.dec-tec.com



PRODUCT NAME: DecTools Installation Kit

FEATURES:

- BAK RiOn Heat Gun
- Spare Heat Element
- Spare Motor Brush
- Spare Air Filter
- 40mm Silicone Seam Roller
- Membrane Shears
- 20mm Flat Welding Nozzle
- 20mm 90 Degree Welding Nozzle
- Seam Tester
- Wire Nozzle Cleaning Brush
- Membrane Roller
- 1/16" x 3/32" Adhesive Trowel
- Durable Toolbox

PACKAGING:

- Toolbox shipped complete as above
- Optional Kit without BAK Welder available

TECHNICAL NOTES:

- Plug Welder into separate circuit
- Dial heat off and leave fan running until welder is cold to prevent damage to ceramic heat element.
- Keep Air Filter/Vent clear of dirt/dust
- Welding Nozzles to be kept clean at all times before, during and after use

NOTES:

This document is not an installation guideline. Applicators must fully read, or view our Installation Procedures, and have full understanding, prior to using or installing any of our products. Skyline will not be responsible for improper use or installation of our products.



DecTec[®] PRODUCT PROFILE



THE PRODUCT ADVANTAGE

The DecScupper is the ideal through wall drain to use with DecTec membranes.

The PVC construction enables the membrane to be heat welded directly to the scupper to ensure waterproofing. The one-piece construction makes it easy to install and the rigidity of the scupper allows on site workability to be increased. The scupper is 19 inches long and has a 2 1/2" outside diameter, sloped outlet pipe.

For additional information or MSDS sheets, please contact Skyline, toll-free at 1-866-461-3914 or www.dec-tec.com.

PRODUCT NAME: DecScupper

FEATURES:

- Solid one-piece design eliminates potential leaks within the scupper
- Can heat weld directly to flange

PACKAGING:

- Sold in single units

MAINTENANCE:

- Keep outlet clear of debris

NOTES:

This document is not an installation guideline. Applicators must fully read, or view our Installation Procedures, and have full understanding, prior to using or installing any of our products. Skyline will not be responsible for improper use or installation of our products.



DecTec[®] **PRODUCT PROFILE**



THE PRODUCT ADVANTAGE

The NDR 4-1 DecDrain is the ultimate in field flexibility. The multi-stepped design allows for attachment of various sizes of outlet pipes, while still fitting inside confined joist spaces. DecTec membranes can be easily welded to the PVC coated flange, ensuring the best defence against water back up or penetration underneath the membrane.

For additional information or MSDS sheets, please contact Skyline, toll-free at 1-866-461-3914 or www.dec-tec.com.

PRODUCT NAME: **NDR 4-1 DecDRAIN**

FEATURES:

- Heat weldable flange
- Spun aluminium body
- Removable grate
- Multi size stepped design fits 3" Direct Connect to 1 - 1/2" I.D. pipe sizes

PACKAGING:

- Sold in single units

MAINTENANCE:


- Keep grate clear of debris

NOTES:

This document is not an installation guideline. Applicators must fully read, or view our Installation Procedures, and have full understanding, prior to using or installing any of our products. Skyline will not be responsible for improper use or installation of our products.



DecTec[®] PRODUCT PROFILE



THE PRODUCT ADVANTAGE

Our weather-resistant termination bar is used to secure fully adhered membranes to any vertical surface. Especially handy for terminating onto cement, brick, or other rough wall surfaces, the powder-coated finish and aluminum construction will keep looking good for years. We always recommend the use of a continuous run of butyl tape, or bead of good quality polyurethane caulk, between the wall and membrane at the line of attachment and penetration to create a good compressive seal to further protect against water intrusion.

For additional information or MSDS sheets, please contact Skyline, toll-free at 1-866-461-3914 or www.dec-tec.com.

PRODUCT NAME: ALUMINUM TERMINATION BAR

FEATURES:

- Powder coated durable finish available in 3 colors: Grey, Tan, and White. (mill finish also available).
- Extruded Aluminum - won't rust!
- 1.5" wide with integral drip kick out.
- 10' Lengths
- Pre-drilled at 6 inch intervals

PACKAGING:

- Bundles of 25 pieces per color

NOTES:

This document is not an installation guideline. Applicators must fully read, or view our Installation Procedures, and have full understanding, prior to using or installing any of our products. Skyline will not be responsible for improper use or installation of our products.



DecTec[®] PRODUCT PROFILE



THE PRODUCT ADVANTAGE

You built your deck to enjoy the outdoors and the green space that surrounds it. Now make sure you protect both your deck, as well as the surroundings you intended to enjoy, by using only EnviroClean cleaner. Developed specifically for use with DecTec products, EnviroClean is totally phosphate free and bio-degradable, yet provides effective cleaning action even under heavy soil conditions. Whether used in a pressure washer or with a stiff bristle brush, (see instructions), your DecTec deck, and the environment, will be cleaner for everyone to enjoy!

For additional information or MSDS sheets, please contact Skyline,

Toll Free at 1-866-461-3914 or www.dec-tec.com

PRODUCT NAME: ENVIROCLEAN

FEATURES:

- Environmentally Friendly
 - Concentrated formula means a little goes a long way.
 - Leaves no residue
 - Works on most common soils.
- See our Care & Cleaning Guide at www.dec-tec.com for more details.

PACKAGING:

- Box of 12 - 16 oz. / 0.47 L bottles.

NOTES:

This document is not an installation guideline. Applicators must fully read, or view our Installation Procedures, and have full understanding, prior to using or installing any of our products. Skyline will not be responsible for improper use or installation of our products.



DecTec®

WINTER 2005/2006
BULLETIN

COLD / WET WEATHER REQUIRE SPECIAL INSTALLATION REQUIREMENTS: BE PREPARED!

As the summer construction season winds to a close, work piles up, and the good days seem to dwindle. With the drop in heat and the increase in moisture from morning frost etc. installation practice needs to be altered to ensure the best possible performance of your DecTec system.

WHAT TO WATCH FOR:

Water based adhesives require an ambient temperature of 10°C or 50°F for 24 hrs prior to, during, and 24 hrs after installation. The substrate must also be kept dry. Winter installation conditions (October 15- March 31) cause the water based adhesives to cure at a slower rate than during the summer months. This situation combined with cold, damp, and wet substrates will cause wrinkling and bubbling along the plywood joints and the overall surface of the deck. This can occur immediately or when the first warm stretch occurs in the spring time.

Solvent based adhesives offer a great alternative to the water based as they can be used in a wider range of temperatures. With proper care and storage, the Solvent based adhesive can be used virtually all year long. Recommendations state that when using Solvent based adhesives, the substrate is double primed to ensure the best "grab" performance.

USE OF TARPS:

Tarpping the work area can aid in limiting moisture that the substrate will be exposed to (i.e. frost, heavy dew, etc) and can help you the contractor, have some control on the work environment temperature. You may need to use heating devices within the tarped area to maintain a satisfactory temperature level in the work area. Check with local code authorities as to acceptable methods of heating in your area.

While we can not control Mother Nature and the effect that she has on the end of the construction season, we can take steps to ensure the best possible installation for our customers. If we take the proper steps and watch for falling temperatures and rising moisture levels, we can significantly increase our likelihood of a successful job, which will benefit us all.

If you have any questions or concerns please do not hesitate to contact the DecTec Technical Department at 1 866-461-3914 or www.dec-tec.com.

BULLETIN



DecTec®

WINTER 2005/2006
BULLETIN

DECPATCH II PATCHING COMPOUND: THE FIRST STEP TO A GREAT SYSTEM!

As we can all appreciate, sometimes the condition of substrates that we are asked to install over are less than desirable. In plywood, we often see large spaces where the tongue and groove joints are not secured properly, or large deficiencies on the surface are present. These issues if not resolved, will cause unwanted aesthetic deficiencies in the finished product and need to be addressed. What is the best way to deal with these situations, short of replacing the substrate? DecPatch II.

DecPatch II is the approved patching compound for the DecTec system and should be used on all projects. The patch is an easy to mix powder that uses only water to mix on site. The patch, once mixed, is used to fill joints, and large knot holes on plywood as well as large voids in concrete surfaces. Once the patch is allowed to cure naturally, it is grinded flat to ensure the best finished product to place the DecTec membrane over.

Please note that only DecPatch is an approved compound, as it has been tested for compatibility with our membranes and our adhesives. Any other compound will nullify the DecTec materials only warranty.

WHAT TO WATCH FOR:

Time is always a major factor in the construction industry and ways to increase productivity are being sought and found each day. However, the DecPatch material is composed in a manner that allows natural curing only. Many will attempt to introduce or force curing, by using torches or other means of adding heat. This will only cause problems rather than aid in productivity. When forced curing is attempted, moisture is driven into the compound and the surface appears to be dry and ready for use. However, pre-mature hydration is created and the top layer will flake and break away, and adhesion issues will occur. The moisture that was driven into the compound will surface and many issues such as wrinkling, bubbles or adhesion problems will result. **NO FORCED CURING IS RECOMMENDED.**

We also need to be aware of the state of the substrate. Firstly, DecTec recommends the use of 5/8" T&G plywood and has written the materials only warranty around this being used. If the substrate is too wet, it needs to be allowed to dry and be aware that force drying the substrate can create an increased amount of moisture in the system that presents itself well after the installation is complete.

DecPatch II patching compound is the right way to start the process in ensuring a quality install. If the patch is installed correctly and allowed to cure naturally, over acceptable substrate conditions, the quality finish will be evident. If corners are cut and steps omitted, problems instead of remedies will be the result. The acceptance and preparation of any surface to received DecTec products is the sole responsibility of the contractor.

If you have any questions or concerns please do not hesitate to contact the DecTec Technical Department at 1-866-461-3914 or www.dec-tec.com.

DecTec® is the wholly owned registered trademark of Skyline Building Systems Inc., used under license.

BULLETIN



DecTec®

WINTER 2006/2007
BULLETIN

TROWELS & ADHESIVES - A LIFELONG MATCH!

In the PVC deck and roofing membrane industry, trowels function as metering devices for applying the right amount of adhesive in membrane installations. DecTec believes that one of the keys to ensuring a cost-effective, long-term, well-bonded installation, one that minimizes the risk of callbacks and costly repairs, lies in using the appropriate combination of adhesive and trowel.

TO HELP ENSURE THE SUCCESS OF YOUR MEMBRANE INSTALLATION, CHOOSE THE APPROPRIATE TROWEL AND ADHESIVE.



BULLETIN

DO PURCHASE DECTEC ADHESIVES.

DecTec adhesives are specifically formulated for DecTec membranes. Using a high-quality DecTec adhesive and pairing it with our recommended trowel can save substantial time and effort throughout the installation. DecTec adhesives provide superior adhesion over the long term, are composed of the highest-quality raw materials, and manufactured under strict production control. They are developed to meet the most stringent requirements of construction, building code and environment, and are required to obtain your DecTec warranty.

DO MAINTAIN THE CLEANLINESS OF YOUR TROWEL.

Before starting a job, trowels should be clean and dry to ensure sufficient adhesive coverage; dirty, clogged-up notches can lead to improper spread rates, poor bond performance and costly installation repairs. Always clean and wipe trowels dry after applying adhesive. Using abrasive techniques to remove dried adhesive will damage the trowel, shorten its life span, and increase operating costs by having to replace it more often.

DO USE THE PROPER TROWEL SIZE.

Trowels are notched with different profiles and sizes. The correct notch size and notch style (whether V-notched, U-notched or square-notched) are important considerations. Take these recommendations seriously. Because the width and depth of the notch act as a gauge for applying a consistent amount of adhesive, notches that are too close together can result in insufficient coverage, resulting in a shorter open time and poor bond performance. Notches that are too far apart, or too large, can result in ridges showing through the membrane and/or too much adhesive being applied.



DecTec®

WINTER 2006/2007
BULLETIN



USE TOO MUCH ADHESIVE.

When it comes to adhesives, more is not better! Too much adhesive will take longer to dry and can result in bubbles and ridges. Indentations, caused by point loads applied before and after the adhesive fully cures, may also become a problem. This will weaken the membrane system, create an unsightly finished appearance, and greatly increase the risk of installation failure and/or costly repairs and callbacks.



USE TOO LITTLE ADHESIVE.

Applying an insufficient amount of adhesive will not only shorten open time, but increase the risk of poor contact between the adhesive and membrane, resulting in poor bond. Applying too little adhesive can cause a total loss of bond.



USE WORN-OUT TROWELS.

Worn-down notches can result in insufficient adhesive application and poor bond performance. Maintain the proper profile by replacing such trowels or, if the notches are interchangeable, changing the "teeth" frequently. Buying a new replacement trowel will be far less expensive than a callback or adhesion problem resulting in repair or replacement.

USING A TROWEL WITH WORN NOTCHES INCREASES THE LIKELIHOOD OF APPLYING INSUFFICIENT ADHESIVE, RESULTING IN POOR BOND PERFORMANCE.

To help prevent costly mistakes, DecTec works hard to educate its customers on proper choice of trowels and adhesives. Using the wrong trowel can necessitate removing the membrane and adhesive, re-preparing the substrate for replacement of material, and purchasing and reinstalling new materials — which can all spell disaster for the contractor and/or installer. Avoid these headaches by always using only DecTec adhesives with DecTec membranes, along with the appropriate trowel or spread rates.

If you have any questions or concerns please do not hesitate to contact the DecTec Technical Department at 1-866-461-3914 or www.dec-tec.com.

BULLETIN



www.dec-tec.com • 1 (866) 461-3914